



SUPERBIKE CEV CATALUNYA RACE ((17 laps, 80,4 km.))

Classification

Rider	Nat	Team	Bike	Tyres	Cl.	Laps	Total Time	Gap	Kph	Best Lap			
										Lap	Time	Kph	
1	9	Kenny NOYES	USA	KAWASAKI PALMETO PL RACING	KAWASAKI	SBK	17	30:05.615	-	160.2	6	1:44.997	162.1
2	7	Daniel RIVAS	SPA	EASYRACE SUPERBIKE TEAM	BMW	SBK	17	30:17.915	+12.300	159.1	2	1:45.587	161.2
3	22	Ivan SILVA	SPA	TARGOBANK MOTORSPORT	BMW	SBK	17	30:17.977	+12.362	159.1	5	1:46.053	160.5
4	47	Angel RODRIGUEZ	SPA	TEAM SUZUKI SPEED RACING	SUZUKI	SBK	17	30:18.203	+12.588	159.1	3	1:46.393	159.9
5	51	Santiago BARRAGAN	SPA	TEAM STRATOS	KAWASAKI	SBK	17	30:33.795	+28.180	157.8	5	1:45.788	160.9
6	4	Roberto PIETRI	VEN	KAWASAKI PALMETO PL RACING	KAWASAKI	SBK	17	30:33.830	+28.215	157.8	5	1:46.513	159.8
7	10	Enrique FERRER	SPA	PASTRANA RACING TEAM	KAWASAKI	SBK	17	30:47.779	+42.164	156.6	2	1:47.306	158.6
8	3	Alejandro ESTEBAN	SPA	BRADOL AE19 BASOLI COMPETICIO	KAWASAKI	PRI	17	31:06.807	+1:01.192	155.0	2	1:48.210	157.3
9	37	Alexander MATEOS	SPA	TEAM SUZUKI SPEED RACING	SUZUKI	PRI	17	31:07.502	+1:01.887	154.9	2	1:48.521	156.8
10	32	Alejandro MARTINEZ	SPA	TEAM IGAX		PRI	17	31:10.238	+1:04.623	154.7	2	1:47.780	157.9
11	25	Christophe PONSSON	FRA	ALSTARE JUNIOR TEAM		PRI	17	31:27.013	+1:21.398	153.3	2	1:49.788	155.0
12	64	Raúl MARTÍNEZ	SPA	ALBA RACING MOTOR SPORT	KAWASAKI	PRI	17	31:29.040	+1:23.425	153.1	2	1:49.298	155.7
13	18	Lucas DE ULACIA	SPA	KAWASAKI PALMETO	KAWASAKI	PRI	17	31:35.106	+1:29.491	152.7	4	1:50.549	153.9
14	43	Chris COTTON	CAN	JEG RACING	KAWASAKI	PRI	17	31:57.998	+1:52.383	150.8	3	1:51.141	153.1
15	40	Massimiliano CHETRY	ITA	TEAM GOPRO		PRI	16	30:10.356	1 Lap	150.4	4	1:52.296	151.5
16	33	Niko MÄKINEN	FIN	NIKORACING - STRATOS	BMW	PRI	16	30:15.596	1 Lap	150.0	2	1:52.252	151.6
17	66	Philippe LE GALLO	FRA	JEG RACING	KAWASAKI	PRI	16	31:29.980	1 Lap	144.1	2	1:53.365	150.1
Not classified:													
49	Fabien PARCHARD	FRA	BASOLI COMPETICIO	KAWASAKI	PRI	16	29:18.665				8	1:49.228	155.8
31	Carmelo MORALES	SPA	CALVO TEAM	KAWASAKI	SBK	15	26:28.901				5	1:44.835	162.3
23	Guillermo LLANO	SPA	HOSPITALITY MOTOBOX	KAWASAKI	PRI	14	25:44.852				10	1:49.325	155.7
99	Mathieu DUMAS	FRA	DUMAS RACING TEAM	KAWASAKI	PRI	13	23:56.240				9	1:48.828	156.4
94	Fran RODRIGUEZ	SPA	TEAM SUZUKI SPEED RACING	SUZUKI	PRI	11	20:16.732				4	1:49.247	155.8
63	Oscar MARTINEZ	SPA	OTIS RACING TEAM	KAWASAKI	PRI	11	21:09.141				2	1:53.009	150.6
58	Michael MØLLER	DEN	H43 TEAM - TMP RACING SPORT	APRILIA	PRI	8	15:09.205				2	1:50.062	154.6
5	Eeki KUPARINEN	FIN	MOTOMARKET RACING	BMW	PRI	4	7:20.343				2	1:48.543	156.8
26	Josh WAINWRIGHT	GBR	QUELCH AFTER DARK	KAWASAKI	PRI	3	5:51.111				2	1:53.179	150.4
Not started:													
80	Craig NEVE	GBR	QUELCH AFTERDARK MOTORSPORT	HONDA		PRI							
87	Raúl GARCÍA	SPA	TARGOBANK MOTORSPORT	BMW		PRI							

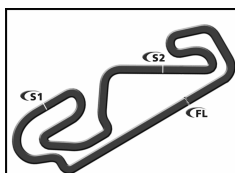
Pole Position		K. NOYES	1:44.822	162.3 Kph
Fastest Lap	Lap 5	Carmelo MORALES	1:44.835	162.3 Kph

Published at:

Track Status: **DRY**

Clerk of the course:	Timekeeper:
-----------------------------	--------------------





SUPERBIKE CEV CATALUNYA RACE

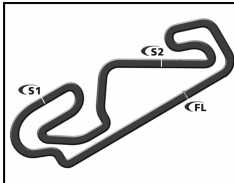
BARCELONA 4.727 m.

Lap Chart

LAP

Nr	Pos	Grid	1	2	3	4	5	6	7	8	9	10	11	12	13	14	15	16	17
9	1	9	31	31	9	31	31	31	9	9	9	9	9	9	9	31	31	9	9
31	2	31	9	9	31	9	9	9	31	31	31	31	31	31	31	9	9	22	7
22	3	22	22	7	7	7	7	7	22	22	22	7	7	7	22	22	22	7	22
7	4	7	7	22	22	22	22	22	7	7	7	22	51	22	7	7	7	47	47
47	5	47	47	47	47	47	47	47	51	51	51	51	22	47	47	47	47	4	51
51	6	51	10	10	51	51	51	51	47	47	47	47	47	4	51	51	51	51	4
4	7	4	4	51	4	4	4	4	4	4	4	4	4	51	4	4	4	10	10
87	8	87	51	4	10	10	10	10	10	10	10	10	10	10	10	10	10	32	3
10	9	10	32	32	32	32	32	32	32	32	32	32	32	32	32	32	32	3	37
32	10	32	3	3	5	3	3	3	3	3	3	3	3	3	3	3	3	37	32
3	11	3	5	5	3	5	37	37	37	37	37	37	37	37	37	37	37	49	25
5	12	5	37	37	37	37	94	94	49	49	49	49	49	49	49	49	49	25	64
26	13	26	25	25	25	94	49	49	94	94	99	99	99	99	23	23	25	64	18
64	14	64	58	58	94	49	99	99	99	99	94	94	23	23	99	25	64	18	43
37	15	37	94	94	49	99	25	25	25	25	23	23	94	25	25	64	18	43	
25	16	25	49	49	99	25	64	64	23	23	25	25	25	64	64	18	43	40	
23	17	23	23	99	58	58	23	23	64	64	64	64	18	18	43	40	33	66	
99	18	99	26	64	64	64	58	58	58	18	18	18	18	43	43	40	33	66	
58	19	58	99	23	23	23	18	18	18	43	43	43	43	33	40	33	66		
49	20	49	64	18	18	18	43	43	43	33	33	33	33	40	33	66			
94	21	94	18	26	43	43	33	33	33	40	40	40	40	66	66				
18	22	18	40	40	33	33	40	40	40	58	63	63	63						
40	23	40	33	33	40	40	63	63	63	63	66	66	66						
80	24	80	63	43	63	63	66	66	66	66									
33	25	33	43	63	66	66													
66	26	66	66	66	26														
43	27	43																	
63	28	63																	





BARCELONA 4.727 m.

SUPERBIKE CEV CATALUNYA RACE

Best Sector Times

SECTOR 1			SECTOR 2			SECTOR 3			Pos	Rider	Ideal Lap	Best Lap
Pos	Rider	Time	Rider	Time	Rider	Time						
1	22 I.SILVA	30.671	31 C.MORALES	41.074	31 C.MORALES	32.851	1	31 C.MORALES	1'44.726	1:44.835	(1)	
2	31 C.MORALES	30.801	9 K.NOYES	41.083	9 K.NOYES	32.875	2	9 K.NOYES	1'44.800	1:44.997	(2)	
3	7 D.RIVAS	30.831	51 S.BARRAGAN	41.366	7 D.RIVAS	33.166	3	7 D.RIVAS	1'45.479	1:45.587	(3)	
4	9 K.NOYES	30.842	7 D.RIVAS	41.482	51 S.BARRAGAN	33.211	4	51 S.BARRAGAN	1'45.549	1:45.788	(4)	
5	51 S.BARRAGAN	30.972	47 A.RODRIGUEZ	41.668	47 A.RODRIGUEZ	33.265	5	22 I.SILVA	1'45.748	1:46.053	(5)	
6	47 A.RODRIGUEZ	31.138	4 R.PIETRI	41.746	22 I.SILVA	33.325	6	47 A.RODRIGUEZ	1'46.071	1:46.393	(6)	
7	4 R.PIETRI	31.161	22 I.SILVA	41.752	4 R.PIETRI	33.528	7	4 R.PIETRI	1'46.435	1:46.513	(7)	
8	10 E.FERRER	31.401	10 E.FERRER	42.042	32 A.MARTINEZ	33.735	8	10 E.FERRER	1'47.195	1:47.306	(8)	
9	32 A.MARTINEZ	31.410	32 A.MARTINEZ	42.338	10 E.FERRER	33.752	9	32 A.MARTINEZ	1'47.483	1:47.780	(9)	
10	5 E.KUPARINEN	31.575	3 A.ESTEBAN	42.485	23 G.LLANO	33.992	10	3 A.ESTEBAN	1'48.210	1:48.210	(10)	
11	37 A.MATEOS	31.597	37 A.MATEOS	42.586	5 E.KUPARINEN	34.068	11	5 E.KUPARINEN	1'48.230	1:48.543	(12)	
12	3 A.ESTEBAN	31.653	5 E.KUPARINEN	42.587	3 A.ESTEBAN	34.072	12	37 A.MATEOS	1'48.439	1:48.521	(11)	
13	49 F.PARCHARD	31.695	49 F.PARCHARD	42.613	99 M.DUMAS	34.236	13	23 G.LLANO	1'48.515	1:49.325	(17)	
14	23 G.LLANO	31.802	99 M.DUMAS	42.634	37 A.MATEOS	34.256	14	99 M.DUMAS	1'48.700	1:48.828	(13)	
15	99 M.DUMAS	31.830	23 G.LLANO	42.721	64 R.MARTINEZ	34.336	15	49 F.PARCHARD	1'48.700	1:49.228	(14)	
16	94 F.RODRIGUEZ	31.851	64 R.MARTINEZ	42.755	49 F.PARCHARD	34.392	16	64 R.MARTINEZ	1'48.971	1:49.298	(16)	
17	64 R.MARTINEZ	31.880	94 F.RODRIGUEZ	42.779	94 F.RODRIGUEZ	34.471	17	94 F.RODRIGUEZ	1'49.101	1:49.247	(15)	
18	58 M.MØLLER	32.011	25 C.PONSSON	42.837	58 M.MØLLER	34.494	18	58 M.MØLLER	1'49.572	1:50.062	(19)	
19	25 C.PONSSON	32.074	58 M.MØLLER	43.067	43 C.COTTON	34.589	19	25 C.PONSSON	1'49.591	1:49.788	(18)	
20	18 L.DE ULACIA	32.202	18 L.DE ULACIA	43.331	18 L.DE ULACIA	34.609	20	18 L.DE ULACIA	1'50.142	1:50.549	(20)	
21	43 C.COTTON	32.533	26 J.WAINWRIGHT	43.663	25 C.PONSSON	34.680	21	43 C.COTTON	1'50.863	1:51.141	(21)	
22	33 N.MÄKINEN	32.625	43 C.COTTON	43.741	26 J.WAINWRIGHT	34.911	22	40 M.CHETRY	1'51.777	1:52.296	(23)	
23	40 M.CHETRY	32.640	33 N.MÄKINEN	43.985	40 M.CHETRY	35.115	23	26 J.WAINWRIGHT	1'51.968	1:53.179	(25)	
24	66 P.LE GALLO	33.043	40 M.CHETRY	44.022	63 O.MARTINEZ	35.119	24	33 N.MÄKINEN	1'52.018	1:52.252	(22)	
25	63 O.MARTINEZ	33.152	63 O.MARTINEZ	44.648	33 N.MÄKINEN	35.408	25	63 O.MARTINEZ	1'52.919	1:53.009	(24)	
26	26 J.WAINWRIGHT	33.394	66 P.LE GALLO	44.815	66 P.LE GALLO	35.507	26	66 P.LE GALLO	1'53.365	1:53.365	(26)	





SUPERBIKE CEV CATALUNYA RACE

Best Top Speeds

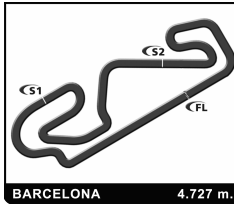
Rider	Team		Top 1		Top 2		Top 3		Top 4		Top 5		Avg
			Kph	Lap	Kph	Lap	Kph	Lap	Kph	Lap	Kph	Lap	
5 Eeki KUPARINEN	MOTOMARKET RACING	PRI	305.1	3	300.8	2	300.8	4	259.6	1			291,6
7 Daniel RIVAS	EASYRACE SUPERBIKE TEAM	SBK	301.7	3	301.7	4	300.8	5	300.8	7	300.0	9	301,0
22 Ivan SILVA	TARGOBANK MOTORSPORT	SBK	300.8	12	300.8	3	300.0	7	299.2	6	299.2	11	300,0
51 Santiago BARRAGAN	TEAM STRATOS	SBK	300.0	11	296.7	6	296.7	3	295.9	4	295.9	7	297,0
23 Guillermo LLANO	HOSPITALITY MOTOBOX	PRI	300.0	5	298.3	4	298.3	9	295.9	2	295.1	3	297,5
9 Kenny NOYES	KAWASAKI PALMETO PL RACING	SBK	299.2	2	299.2	5	299.2	7	295.9	16	295.9	6	297,9
4 Robertino PIETRI	KAWASAKI PALMETO PL RACING	SBK	299.2	2	299.2	3	297.5	5	296.7	4	295.9	6	297,7
49 Fabien PARCHARD	BASOLI COMPETICIO	PRI	299.2	6	299.2	4	298.3	3	298.3	5	297.5	2	298,5
31 Carmelo MORALES	CALVO TEAM	SBK	298.3	9	295.1	14	295.1	11	294.3	2	294.3	6	295,4
99 Mathieu DUMAS	DUMAS RACING TEAM	PRI	298.3	2	298.3	3	295.1	9	294.3	4	292.7	5	295,7
25 Christophe PONSSON	ALSTARE JUNIOR TEAM	PRI	297.5	5	296.7	7	295.9	6	295.9	10	295.1	2	296,2
94 Fran RODRIGUEZ	TEAM SUZUKI SPEED RACING	PRI	295.9	2	295.1	4	291.9	5	290.3	8	289.5	6	292,5
10 Enrique FERRER	PASTRANA RACING TEAM	SBK	295.1	4	292.7	2	292.7	5	291.9	3	291.1	6	292,7
37 Alexander MATEOS	TEAM SUZUKI SPEED RACING	PRI	295.1	2	295.1	3	293.5	5	291.9	4	291.1	6	293,3
43 Chris COTTON	JEG RACING	PRI	295.1	2	290.3	4	289.5	5	289.5	8	288.8	6	290,6
58 Michael MØLLER	H43 TEAM - TMP RACING SPORT	PRI	293.5	2	290.3	4	287.2	6	281.2	5	281.2	8	286,7
32 Alejandro MARTINEZ	TEAM IGAX	PRI	293.5	2	291.9	3	289.5	4	289.5	5	288.0	8	290,5
3 Alejandro ESTEBAN	BRADOL AE19 BASOLI COMPETICIO	PRI	292.7	2	292.7	3	292.7	16	291.9	9	290.3	11	292,1
18 Lucas DE ULACIA	KAWASAKI PALMETO	PRI	291.9	3	291.1	5	290.3	4	289.5	9	289.5	12	290,5
47 Angel RODRIGUEZ	TEAM SUZUKI SPEED RACING	SBK	291.9	3	291.9	4	291.9	5	291.1	12	290.3	17	291,4
33 Niko MÄKINEN	NIKORACING - STRATOS	PRI	291.1	9	290.3	12	290.3	10	290.3	16	290.3	7	290,5
40 Massimiliano CHETRY	TEAM GOPRO	PRI	290.3	6	285.7	4	285.7	5	284.2	14	283.5	15	285,9
66 Philippe LE GALLO	JEG RACING	PRI	290.3	5	289.5	2	285.0	4	285.0	8	282.7	14	286,5
64 Raúl MARTÍNEZ	ALBA RACING MOTOR SPORT	PRI	289.5	5	288.8	4	287.2	2	287.2	3	286.5	10	287,8
63 Oscar MARTINEZ	OTIS RACING TEAM	PRI	277.6	6	273.4	8	273.4	4	272.7	10	272.0	11	273,8
26 Josh WAINWRIGHT	QUELCH AFTER DARK	PRI	242.2	3	240.0	1	233.3	2					238,5
80 Craig NEVE	QUELCH AFTERDARK MOTOSPORT	PRI											
87 Raúl GARCÍA	TARGOBANK MOTORSPORT	PRI											



FIM CEV REPSOL 2014

Circuit de Barcelona-Catalunya • 21-22 June

rime DORNA



SUPERBIKE
CEV CATALUNYA
RACE

Fastest Lap Sequence

Practice Time	Rider	Team	Bike	Class	Time	Kph	Lap
3:34.347	31 Carmelo MORALES	CALVO TEAM	KAWASAKI	SBK	1:45.625	161.1	2
3:34.455	9 Kenny NOYES	KAWASAKI PALMETO PL RACING	KAWASAKI	SBK	1:45.595	161.2	2
3:35.645	7 Daniel RIVAS	EASYRACE SUPERBIKE TEAM	BMW	SBK	1:45.587	161.2	2
5:19.944	9 Kenny NOYES	KAWASAKI PALMETO PL RACING	KAWASAKI	SBK	1:45.489	161.3	3
7:05.062	31 Carmelo MORALES	CALVO TEAM	KAWASAKI	SBK	1:45.076	162.0	4
8:49.897	31 Carmelo MORALES	CALVO TEAM	KAWASAKI	SBK	1:44.835	162.3	5





FIM CEV REPSOL 2014

Circuit de Barcelona-Catalunya · 21-22 June



SUPERBIKE CEV CATALUNYA RACE

Analysis by lap

Lapped

Nr	Lap Time	Gap	Nr	Lap Time	Gap	Nr	Lap Time	Gap	Nr	Lap Time	Gap	Nr	Lap Time	Gap
Lap 1			Lap 3			Lap 5			22	1:46.697	6.865	4	1:48.146	16.324
31	1:48.722		9	1:45.489		31	1:44.835		7	1:46.942	6.987	10	1:48.555	22.429
9	1:48.860	0.138	31	1:45.639	0.042	9	1:45.102	0.476	51	1:46.334	8.643	32	1:49.144	27.167
22	1:50.014	1.292	7	1:45.590	1.291	7	1:46.500	4.375	47	1:46.982	9.245	3	1:49.207	32.765
7	1:50.058	1.336	22	1:46.277	2.550	22	1:46.053	4.873	4	1:47.478	12.520	37	1:49.213	36.029
47	1:50.184	1.462	47	1:46.393	3.031	47	1:46.741	6.436	10	1:48.447	17.354	49	1:49.527	39.004
10	1:51.070	2.348	51	1:45.923	4.405	51	1:45.788	7.050	32	1:48.905	21.130	99	1:48.828	39.584
4	1:51.381	2.659	4	1:46.694	5.651	4	1:46.513	8.939	3	1:49.011	26.648	94	1:50.296	40.780
51	1:51.423	2.701	10	1:47.939	6.371	10	1:47.799	11.847	37	1:49.819	29.048	23	1:49.369	41.608
32	1:51.992	3.270	32	1:48.097	7.925	32	1:48.426	14.538	49	1:49.355	32.313	25	1:50.312	42.425
3	1:52.534	3.812	5	1:48.953	10.391	3	1:49.174	19.097	94	1:50.305	33.217	64	1:49.810	42.624
5	1:52.839	4.117	3	1:49.725	10.525	37	1:49.468	20.351	99	1:50.153	33.352	18	1:50.662	51.033
37	1:53.371	4.649	37	1:49.431	11.379	94	1:49.413	23.732	25	1:50.108	34.278	43	1:51.794	1'00.191
25	1:54.206	5.484	25	1:50.852	14.902	49	1:49.469	24.100	23	1:49.922	34.542	33	1:52.762	1'06.417
58	1:54.691	5.969	94	1:50.160	15.025	99	1:49.376	24.335	64	1:50.433	34.774	40	1:52.431	1'06.722
94	1:55.041	6.319	49	1:50.006	15.177	25	1:49.884	25.243	58	1:51.716	38.867	63	1:54.179	1'15.156
49	1:55.550	6.828	99	1:50.081	15.341	64	1:49.347	25.522	18	1:50.668	41.642	66	1:57.629	1'30.331
23	1:56.299	7.577	58	1:50.729	15.538	23	1:49.585	25.962	33	1:52.659	53.319	Lap 10		
26	1:56.342	7.620	64	1:50.337	16.415	58	1:50.316	26.327	40	1:52.835	53.782	9	1:45.800	
99	1:56.352	7.630	23	1:50.383	16.736	18	1:50.565	31.361	63	1:54.235	58.578	31	1:45.977	0.350
64	1:56.724	8.002	18	1:50.949	20.200	43	1:51.663	35.232	66	1:55.967	1'08.307	7	1:46.224	9.282
18	1:57.827	9.105	43	1:51.141	22.108	33	1:52.909	39.067	Lap 8			22	1:46.883	9.872
40	1:58.212	9.490	33	1:52.861	23.731	40	1:52.795	39.391	9	1:45.662		51	1:46.723	9.977
33	1:58.562	9.840	40	1:53.688	24.253	63	1:53.428	41.909	31	1:45.696	0.247	47	1:46.736	11.742
63	1:59.046	10.324	63	1:53.147	25.258	66	1:54.681	47.541	22	1:47.017	8.220	4	1:48.178	18.702
43	1:59.138	10.416	66	1:54.161	28.656	Lap 6			10	1:48.725	25.354			
66	2:01.074	12.352	26	2:01.590	31.167	31	1:45.359		7	1:47.062	8.387	32	1:49.405	30.772
Lap 2			Lap 4			9	1:44.997	0.114	51	1:46.091	9.072	3	1:49.472	36.437
31	1:45.625		31	1:45.076		7	1:46.772	5.788	47	1:46.797	10.380	37	1:50.032	40.261
9	1:45.595	0.108	9	1:45.327	0.209	22	1:46.397	5.911	4	1:47.722	14.580	49	1:49.920	43.124
7	1:45.587	1.298	7	1:46.537	2.710	47	1:46.929	8.006	10	1:48.584	20.276	99	1:49.536	43.320
22	1:46.203	1.870	22	1:46.223	3.655	51	1:46.361	8.052	32	1:48.957	24.425	94	1:49.953	44.933
47	1:46.398	2.235	47	1:46.617	4.530	4	1:47.205	10.785	3	1:48.974	29.960	23	1:49.325	45.133
10	1:47.306	4.029	51	1:46.810	6.097	10	1:48.162	14.650	37	1:49.832	33.218	25	1:49.963	46.588
51	1:47.003	4.079	4	1:46.728	7.261	32	1:48.789	17.968	49	1:49.228	35.879	64	1:50.127	46.951
4	1:47.520	4.554	10	1:47.630	8.883	3	1:49.642	23.380	94	1:49.331	36.886	18	1:51.233	56.466
32	1:47.780	5.425	32	1:48.140	10.947	37	1:49.980	24.972	99	1:49.468	37.158	43	1:52.475	1'06.866
3	1:48.210	6.397	3	1:49.351	14.758	94	1:50.282	28.655	25	1:49.899	38.515	33	1:52.667	1'13.284
5	1:48.543	7.035	5	1:50.008	15.281	49	1:49.960	28.701	23	1:49.761	38.641	40	1:52.634	1'13.556
37	1:48.521	7.545	37	1:49.457	15.718	99	1:49.966	28.942	64	1:50.104	39.216	63	1:54.273	1'23.629
25	1:49.788	9.647	94	1:49.247	19.154	25	1:50.029	29.913	18	1:50.793	46.773	66	1:57.542	1'42.073
58	1:50.062	10.406	49	1:49.407	19.466	64	1:49.921	30.084	43	1:52.303	54.799	Lap 11		
94	1:49.768	10.462	99	1:49.571	19.794	23	1:49.760	30.363	33	1:52.400	1'00.057	9	1:45.822	
49	1:49.565	10.768	25	1:50.410	20.194	58	1:51.926	32.894	40	1:52.573	1'00.693	31	1:45.689	0.217
99	1:48.852	10.857	58	1:50.426	20.846	18	1:50.715	36.717	58	2:09.339	1'02.544	7	1:47.109	10.569
64	1:49.298	11.675	64	1:49.713	21.010	43	1:52.158	42.031	63	1:54.463	1'07.379	51	1:46.477	10.632
23	1:49.998	11.950	23	1:49.594	21.212	33	1:52.695	46.403	66	1:56.459	1'19.104	22	1:47.054	11.104
18	1:51.368	14.848	18	1:50.549	25.631	40	1:52.658	46.690	Lap 9			47	1:46.878	12.798
26	1:53.179	15.174	43	1:51.414	28.404	63	1:53.536	50.086	9	1:46.402		4	1:48.716	21.596
40	1:52.297	16.162	33	1:52.380	30.993	66	1:55.901	58.083	31	1:46.328	0.173	10	1:48.471	28.003
33	1:52.252	16.467	40	1:52.296	31.431	Lap 7			22	1:46.971	8.789	32	1:49.462	34.412
43	1:51.773	16.564	63	1:53.176	33.316	9	1:45.629		7	1:46.873	8.858	3	1:49.878	40.493
63	1:53.009	17.708	66	1:54.157	37.695	31	1:45.956	0.213	51	1:46.384	9.054	37	1:50.151	44.590
66	1:53.365	20.092							47	1:46.828	10.806	49	1:49.847	47.149





SUPERBIKE CEV CATALUNYA RACE

Analysis by lap

Lapped

Nr	Lap Time	Gap	Nr	Lap Time	Gap	Nr	Lap Time	Gap	Nr	Lap Time	Gap	Nr	Lap Time	Gap
99	1:50.125	47.623	Lap 14			66	2:05.170	1 Lap						
23	1:49.466	48.777	31	1:45.096		25	1:52.004	1'19.692						
94	1:52.936	52.047	9	1:45.853	0.611	64	1:51.943	1'20.699						
25	1:51.342	52.108	22	1:46.924	13.535	18	1:51.591	1'27.994						
64	1:51.909	53.038	7	1:47.069	13.763	43	1:53.314	1'49.570						
18	1:51.337	1'01.981	47	1:46.503	14.466	Lap 17								
43	1:52.454	1'13.498	51	1:47.776	26.384	9	1:50.276							
33	1:52.996	1'20.458	4	1:48.164	27.633	40	1:52.734	1 Lap						
40	1:52.988	1'20.722	10	1:48.588	35.181	33	1:55.487	1 Lap						
63	2:06.649	1'44.456	66	1:55.983	1 Lap	7	1:46.566	12.300						
Lap 12			32	1:50.714	46.722	22	1:46.714	12.362						
9	1:45.951		3	1:50.156	51.901	47	1:46.604	12.588						
31	1:45.913	0.179	37	1:49.343	55.877	51	1:47.413	28.180						
66	2:01.223	1 Lap	49	1:49.384	56.380	4	1:47.699	28.215						
7	1:47.451	12.069	23	1:50.485	1'01.418	10	1:50.800	42.164						
22	1:46.967	12.120	25	1:51.769	1'07.468	3	1:50.387	1'01.192						
47	1:46.953	13.800	64	1:51.086	1'08.432	37	1:49.438	1'01.887						
4	1:48.677	24.322	18	1:51.436	1'16.971	32	1:54.323	1'04.623						
51	1:59.665	24.346	43	1:53.274	1'33.365	25	1:51.982	1'21.398						
10	1:48.618	30.670	40	1:52.902	1'39.915	64	1:53.002	1'23.425						
32	1:49.838	38.299	33	1:53.421	1'41.119	66	2:03.937	1 Lap						
3	1:49.827	44.369	Lap 15			18	1:51.773	1'29.491						
37	1:50.070	48.709	31	1:45.467		43	1:53.089	1'52.383						
49	1:49.252	50.450	9	1:45.248	0.392									
99	1:51.299	52.971	22	1:47.082	15.150									
23	1:50.281	53.107	7	1:46.943	15.239									
25	1:51.274	57.431	47	1:46.609	15.608									
64	1:52.160	59.247	51	1:48.388	29.305									
18	1:51.457	1'07.487	4	1:47.470	29.636									
43	1:52.905	1'20.452	10	1:48.866	38.580									
33	1:52.632	1'27.139	66	1:58.133	1 Lap									
40	1:52.616	1'27.387	32	1:52.843	54.098									
Lap 13			3	1:50.766	57.200									
9	1:47.556		37	1:49.086	59.496									
31	1:47.523	0.146	49	1:49.321	1'00.234									
22	1:47.289	11.853	25	1:52.125	1'14.126									
7	1:47.423	11.936	64	1:52.229	1'15.194									
47	1:46.961	13.205	18	1:51.337	1'22.841									
51	1:47.060	23.850	43	1:54.796	1'42.694									
4	1:47.945	24.711	Lap 16											
66	2:04.598	1 Lap	9	1:46.046										
10	1:48.721	31.835	40	1:54.273	1 Lap									
32	1:50.507	41.250	33	1:55.556	1 Lap									
3	1:50.174	46.987	22	1:47.212	15.924									
37	1:50.623	51.776	7	1:47.209	16.010									
49	1:49.344	52.238	47	1:47.090	16.260									
23	1:50.624	56.175	4	1:47.594	30.792									
99	1:52.633	58.048	51	1:48.176	31.043									
25	1:51.066	1'00.941	10	1:49.498	41.640									
64	1:50.897	1'02.588	32	1:52.916	1'00.576									
18	1:50.846	1'10.777	3	1:50.319	1'01.081									
43	1:52.437	1'25.333	37	1:49.667	1'02.725									
40	1:52.424	1'32.255	49	1:49.530	1'03.326									
33	1:53.357	1'32.940												





SUPERBIKE CEV CATALUNYA RACE

Analysis

Lap	Time	Sector 1	Sector 2	Sector 3	Kph	Elapsed	Lap	Time	Sector 1	Sector 2	Sector 3	Kph	Elapsed
3 Alejandro ESTEBAN SPA BRADOL AE19 BASOLI COMPETICIO KAWASAKI							7	1:46.942	31.409	41.886	33.647	159.1	12:27.986
1	1:52.534	35.650	42.539	34.345	151.2	1:52.534	8	1:47.062	31.282	41.877	33.903	158.9	14:15.048
2	1:48.210	31.653	42.485	34.072	157.3	3:40.744	9	1:46.873	31.195	41.911	33.767	159.2	16:01.921
3	1:49.725	31.947	43.570	34.208	155.1	5:30.469	10	1:46.224	30.975	41.705	33.544	160.2	17:48.145
4	1:49.351	31.925	43.032	34.394	155.6	7:19.820	11	1:47.109	31.224	42.186	33.699	158.9	19:35.254
5	1:49.174	31.824	42.933	34.417	155.9	9:08.994	12	1:47.451	31.437	42.226	33.788	158.4	21:22.705
6	1:49.642	31.998	43.194	34.450	155.2	10:58.636	13	1:47.423	31.486	42.262	33.675	158.4	23:10.128
7	1:49.011	31.909	42.799	34.303	156.1	12:47.647	14	1:47.069	31.361	41.917	33.791	158.9	24:57.197
8	1:48.974	31.831	42.795	34.348	156.2	14:36.621	15	1:46.943	31.230	41.911	33.802	159.1	26:44.140
9	1:49.207	31.895	42.958	34.354	155.8	16:25.828	16	1:47.209	31.532	41.919	33.758	158.7	28:31.349
10	1:49.472	31.993	42.915	34.564	155.4	18:15.300	17	1:46.566	31.160	41.798	33.608	159.7	30:17.915
11	1:49.878	32.183	43.092	34.603	154.9	20:05.178							
12	1:49.827	32.196	42.969	34.662	154.9	21:55.005							
13	1:50.174	32.359	43.130	34.685	154.5	23:45.179							
14	1:50.156	32.189	43.236	34.731	154.5	25:35.335							
15	1:50.766	32.274	43.670	34.822	153.6	27:26.101							
16	1:50.319	32.044	43.389	34.886	154.3	29:16.420							
17	1:50.387	32.377	43.220	34.790	154.2	31:06.807							
4 Robertino PIETRI VEN KAWASAKI PALMETO PL RACING KAWASAKI													
1	1:51.381	35.045	42.575	33.761	152.8	1:51.381							
2	1:47.520	31.514	42.185	33.821	158.3	3:38.901							
3	1:46.694	31.192	41.964	33.538	159.5	5:25.595							
4	1:46.728	31.402	41.798	33.528	159.4	7:12.323							
5	1:46.513	31.161	41.746	33.606	159.8	8:58.836							
6	1:47.205	31.322	42.132	33.751	158.7	10:46.041							
7	1:47.478	31.642	42.120	33.716	158.3	12:33.519							
8	1:47.722	31.674	42.272	33.776	158.0	14:21.241							
9	1:48.146	31.764	42.332	34.050	157.4	16:09.387							
10	1:48.178	31.753	42.548	33.877	157.3	17:57.565							
11	1:48.716	31.936	42.560	34.220	156.5	19:46.281							
12	1:48.677	31.826	42.869	33.982	156.6	21:34.958							
13	1:47.945	31.828	42.313	33.804	157.6	23:22.903							
14	1:48.164	31.871	42.327	33.966	157.3	25:11.067							
15	1:47.470	31.547	41.884	34.039	158.3	26:58.537							
16	1:47.594	31.557	41.902	34.135	158.2	28:46.131							
17	1:47.699	31.481	42.364	33.854	158.0	30:33.830							
5 Eeki KUPARINEN FIN MOTOMARKET RACING BMW													
1	1:52.839	35.765	43.006	34.068	150.8	1:52.839							
2	1:48.543	31.766	42.587	34.190	156.8	3:41.382							
3	1:48.953	31.575	43.004	34.374	156.2	5:30.335							
4	1:50.008	31.920	43.334	34.754	154.7	7:20.343							
7 Daniel RIVAS SPA EASYPACE SUPERBIKE TEAM BMW													
1	1:50.058	34.545	42.055	33.458	154.6	1:50.058							
2	1:45.587	30.939	41.482	33.166	161.2	3:35.645							
3	1:45.590	30.831	41.497	33.262	161.2	5:21.235							
4	1:46.537	31.009	41.997	33.531	159.7	7:07.772							
5	1:46.500	30.955	42.026	33.519	159.8	8:54.272							
6	1:46.772	31.154	41.934	33.684	159.4	10:41.044							
9 Kenny NOYES USA KAWASAKI PALMETO PL RACING KAWASAKI													
1	1:48.860	34.361	41.624	32.875	156.3	1:48.860							
2	1:45.595	30.951	41.585	33.059	161.2	3:34.455							
3	1:45.489	31.017	41.315	33.157	161.3	5:19.944							
4	1:45.327	31.280	41.108	32.939	161.6	7:05.271							
5	1:45.102	30.982	41.197	32.923	161.9	8:50.373							
6	1:44.997	30.874	41.083	33.040	162.1	10:35.370							
7	1:45.629	31.071	41.399	33.159	161.1	12:20.999							
8	1:45.662	31.015	41.370	33.277	161.1	14:06.661							
9	1:46.402	31.309	41.661	33.432	159.9	15:53.063							
10	1:45.800	31.087	41.419	33.294	160.8	17:38.863							
11	1:45.822	30.955	41.469	33.398	160.8	19:24.685							
12	1:45.951	31.173	41.409	33.369	160.6	21:10.636							
13	1:47.556	31.390	42.665	33.501	158.2	22:58.192							
14	1:45.853	31.361	41.263	33.229	160.8	24:44.045							
15	1:45.248	30.842	41.163	33.243	161.7	26:29.293							
16	1:46.046	30.979	41.344	33.723	160.5	28:15.339							
17	1:50.276	31.562	42.519	36.195	154.3	30:05.615							
10 Enrique FERRER SPA PASTRANA RACING TEAM KAWASAKI													
1	1:51.070	34.796	42.522	33.752	153.2	1:51.070							
2	1:47.306	31.442	42.042	33.822	158.6	3:38.376							
3	1:47.939	32.006	42.169	33.764	157.7	5:26.315							
4	1:47.630	31.401	42.168	34.061	158.1	7:13.945							
5	1:47.799	31.533	42.245	34.021	157.9	9:01.744							
6	1:48.162	31.693	42.350	34.119	157.3	10:49.906							
7	1:48.447	31.766	42.289	34.392	156.9	12:38.353							
8	1:48.584	31.832	42.399	34.353	156.7	14:26.937							
9	1:48.555	31.887	42.462	34.206	156.8	16:15.492							
10	1:48.725	31.777	42.572	34.376	156.5	18:04.217							
11	1:48.471	31.734	42.462	34.275	156.9	19:52.688							
12	1:48.618	31.842	42.388	34.388	156.7	21:41.306							
13	1:48.721	31.830	42.569	34.322	156.5	23:30.027							
14	1:48.588	31.753	42.548	34.287	156.7	25:18.615							
15	1:48.866	31.794	42.602	34.470	156.3	27:07.481							
16	1:49.498	32.117	42.628	34.753	155.4	28:56.979							
17	1:50.800	32.492	43.183	35.125	153.6	30:47.779							
18 Lucas DE ULACIA SPA KAWASAKI PALMETO KAWASAKI													
1	1:57.827	37.837	44.846	35.144	144.4	1:57.827							
2	1:51.368	32.623	43.844	34.901	152.8	3:49.195							





SUPERBIKE CEV CATALUNYA RACE

Analysis

Lap	Time	Sector 1	Sector 2	Sector 3	Kph	Elapsed	Lap	Time	Sector 1	Sector 2	Sector 3	Kph	Elapsed
3	1:50.949	32.248	43.732	34.969	153.4	5:40.144	2	1:49.788	32.143	42.837	34.808	155.0	3:43.994
4	1:50.549	32.325	43.368	34.856	153.9	7:30.693	3	1:50.852	32.478	43.532	34.842	153.5	5:34.846
5	1:50.565	32.202	43.538	34.825	153.9	9:21.258	4	1:50.410	32.465	43.178	34.767	154.1	7:25.256
6	1:50.715	32.577	43.529	34.609	153.7	11:11.973	5	1:49.884	32.170	43.034	34.680	154.9	9:15.140
7	1:50.668	32.358	43.586	34.724	153.8	13:02.641	6	1:50.029	32.074	43.211	34.744	154.7	11:05.169
8	1:50.793	32.502	43.371	34.920	153.6	14:53.434	7	1:50.108	32.180	43.200	34.728	154.6	12:55.277
9	1:50.662	32.428	43.331	34.903	153.8	16:44.096	8	1:49.899	32.199	42.935	34.765	154.8	14:45.176
10	1:51.233	32.534	43.523	35.176	153.0	18:35.329	9	1:50.312	32.480	43.049	34.783	154.3	16:35.488
11	1:51.337	32.657	43.638	35.042	152.8	20:26.666	10	1:49.963	32.134	43.043	34.786	154.8	18:25.451
12	1:51.457	32.589	43.888	34.980	152.7	22:18.123	11	1:51.342	32.787	43.473	35.082	152.8	20:16.793
13	1:50.846	32.474	43.424	34.948	153.5	24:08.969	12	1:51.274	32.709	43.456	35.109	152.9	22:08.067
14	1:51.436	32.666	43.679	35.091	152.7	26:00.405	13	1:51.066	32.644	43.265	35.157	153.2	23:59.133
15	1:51.337	32.757	43.459	35.121	152.8	27:51.742	14	1:51.769	32.822	43.662	35.285	152.3	25:50.902
16	1:51.591	32.831	43.532	35.228	152.5	29:43.333	15	1:52.125	33.234	43.519	35.372	151.8	27:43.027
17	1:51.773	32.897	43.607	35.269	152.2	31:35.106	16	1:52.004	32.634	43.990	35.380	151.9	29:35.031
							17	1:51.982	32.478	43.488	36.016	152.0	31:27.013

22 Ivan SILVA SPA
TARGOBANK MOTORSPORT BMW

1	1:50.014	34.172	42.312	33.530	154.7	1:50.014
2	1:46.203	31.126	41.752	33.325	160.2	3:36.217
3	1:46.277	30.779	41.912	33.586	160.1	5:22.494
4	1:46.223	30.867	41.846	33.510	160.2	7:08.717
5	1:46.053	30.890	41.754	33.409	160.5	8:54.770
6	1:46.397	30.829	42.089	33.479	159.9	10:41.167
7	1:46.697	31.000	41.887	33.810	159.5	12:27.864
8	1:47.017	31.085	41.996	33.936	159.0	14:14.881
9	1:46.971	30.970	42.089	33.912	159.1	16:01.852
10	1:46.883	31.200	42.042	33.641	159.2	17:48.735
11	1:47.054	30.671	42.852	33.531	159.0	19:35.789
12	1:46.967	31.103	42.258	33.606	159.1	21:22.756
13	1:47.289	31.185	42.211	33.893	158.6	23:10.045
14	1:46.924	31.115	41.902	33.907	159.2	24:56.969
15	1:47.082	30.981	41.972	34.129	158.9	26:44.051
16	1:47.212	31.191	42.027	33.994	158.7	28:31.263
17	1:46.714	31.035	41.976	33.703	159.5	30:17.977

23 Guillermo LLANO SPA
HOSPITALITY MOTOBOX KAWASAKI

1	1:56.299	37.166	44.597	34.536	146.3	1:56.299
2	1:49.998	32.995	42.755	34.248	154.7	3:46.297
3	1:50.383	33.564	42.827	33.992	154.2	5:36.680
4	1:49.594	32.059	43.126	34.409	155.3	7:26.274
5	1:49.585	32.321	42.880	34.384	155.3	9:15.859
6	1:49.760	31.841	43.699	34.220	155.0	11:05.619
7	1:49.922	32.168	43.257	34.497	154.8	12:55.541
8	1:49.761	32.199	42.721	34.841	155.0	14:45.302
9	1:49.369	32.071	42.742	34.556	155.6	16:34.671
10	1:49.325	31.888	42.948	34.489	155.7	18:23.996
11	1:49.466	31.802	43.193	34.471	155.5	20:13.462
12	1:50.281	32.324	43.187	34.770	154.3	22:03.743
13	1:50.624	32.058	43.727	34.839	153.8	23:54.367
14	1:50.485	32.459	43.241	34.785	154.0	25:44.852

25 Christophe PONSSON FRA
ALSTARE JUNIOR TEAM

1	1:54.206	36.248	43.194	34.764	149.0	1:54.206
---	----------	--------	--------	--------	-------	----------

26 Josh WAINWRIGHT GBR
QUELCH AFTER DARK KAWASAKI

1	1:56.342	36.555	44.730	35.057	146.3	1:56.342
2	1:53.179	33.747	44.521	34.911	150.4	3:49.521
3	2:01.590 B	33.394	43.663	44.533	140.0	5:51.111

31 Carmelo MORALES SPA
CALVO TEAM KAWASAKI

1	1:48.722	34.160	41.523	33.039	156.5	1:48.722
2	1:45.625	31.180	41.337	33.108	161.1	3:34.347
3	1:45.639	31.439	41.276	32.924	161.1	5:19.986
4	1:45.076	30.921	41.074	33.081	162.0	7:05.062
5	1:44.835	30.898	41.086	32.851	162.3	8:49.897
6	1:45.359	30.879	41.246	33.234	161.5	10:35.256
7	1:45.956	31.497	41.275	33.184	160.6	12:21.212
8	1:45.696	31.009	41.393	33.294	161.0	14:06.908
9	1:46.328	31.213	41.694	33.421	160.0	15:53.236
10	1:45.977	31.127	41.543	33.307	160.6	17:39.213
11	1:45.689	30.856	41.742	33.091	161.0	19:24.902
12	1:45.913	31.139	41.405	33.369	160.7	21:10.815
13	1:47.523	31.392	42.779	33.352	158.3	22:58.338
14	1:45.096	30.805	41.131	33.160	161.9	24:43.434
15	1:45.467	30.801	41.296	33.370	161.4	26:28.901

32 Alejandro MARTINEZ SPA
TEAM IGAX

1	1:51.992	35.234	42.879	33.879	152.0	1:51.992
2	1:47.780	31.707	42.338	33.735	157.9	3:39.772
3	1:48.097	31.410	42.358	34.329	157.4	5:27.869
4	1:48.140	31.579	42.479	34.082	157.4	7:16.009
5	1:48.426	31.589	42.698	34.139	156.9	9:04.435
6	1:48.789	31.835	42.720	34.234	156.4	10:53.224
7	1:48.905	31.860	42.824	34.221	156.3	12:42.129
8	1:48.957	31.911	42.702	34.344	156.2	14:31.086
9	1:49.144	31.885	42.869	34.390	155.9	16:20.230
10	1:49.405	31.904	43.065	34.436	155.5	18:09.635
11	1:49.462	31.920	42.943	34.599	155.5	19:59.097
12	1:49.838	32.033	43.126	34.679	154.9	21:48.935
13	1:50.507	32.293	43.344	34.870	154.0	23:39.442





SUPERBIKE CEV CATALUNYA RACE

Analysis

Lap	Time	Sector 1	Sector 2	Sector 3	Kph	Elapsed	Lap	Time	Sector 1	Sector 2	Sector 3	Kph	Elapsed
14	1:50.714	32.204	43.409	35.101	153.7	25:30.156	11	1:52.988	32.930	44.457	35.601	150.6	20:45.407
15	1:52.843	33.532	43.756	35.555	150.8	27:22.999	12	1:52.616	32.734	44.467	35.415	151.1	22:38.023
16	1:52.916	32.720	43.937	36.259	150.7	29:15.915	13	1:52.424	32.963	44.346	35.115	151.4	24:30.447
17	1:54.323	32.986	44.272	37.065	148.9	31:10.238	14	1:52.902	33.243	44.251	35.408	150.7	26:23.349
							15	1:54.273	33.459	45.246	35.568	148.9	28:17.622
							16	1:52.734	33.015	44.151	35.568	151.0	30:10.356

33 **Niko MÄKINEN** FIN
NIKORACING - STRATOS BMW

1	1:58.562	38.109	45.045	35.408	143.5	1:58.562
2	1:52.252	32.767	44.020	35.465	151.6	3:50.814
3	1:52.861	33.066	44.366	35.429	150.8	5:43.675
4	1:52.380	32.852	43.985	35.543	151.4	7:36.055
5	1:52.909	32.904	44.395	35.610	150.7	9:28.964
6	1:52.695	32.814	44.385	35.496	151.0	11:21.659
7	1:52.659	32.625	44.442	35.592	151.1	13:14.318
8	1:52.400	32.777	44.115	35.508	151.4	15:06.718
9	1:52.762	32.950	44.228	35.584	150.9	16:59.480
10	1:52.667	32.946	44.195	35.526	151.0	18:52.147
11	1:52.996	32.841	44.599	35.556	150.6	20:45.143
12	1:52.632	32.733	44.306	35.593	151.1	22:37.775
13	1:53.357	33.000	44.635	35.722	150.1	24:31.132
14	1:53.421	32.993	44.307	36.121	150.0	26:24.553
15	1:55.556	33.301	46.038	36.217	147.3	28:20.109
16	1:55.487	33.098	45.356	37.033	147.4	30:15.596

37 **Alexander MATEOS** SPA
TEAM SUZUKI SPEED RACING SUZUKI

1	1:53.371	35.891	43.210	34.270	150.1	1:53.371
2	1:48.521	31.597	42.586	34.338	156.8	3:41.892
3	1:49.431	32.199	42.960	34.272	155.5	5:31.323
4	1:49.457	32.200	43.001	34.256	155.5	7:20.780
5	1:49.468	32.158	42.891	34.419	155.5	9:10.248
6	1:49.980	32.260	43.243	34.477	154.7	11:00.228
7	1:49.819	32.262	43.118	34.439	155.0	12:50.047
8	1:49.832	32.319	43.121	34.392	154.9	14:39.879
9	1:49.213	32.037	42.894	34.282	155.8	16:29.092
10	1:50.032	32.215	43.228	34.589	154.7	18:19.124
11	1:50.151	32.239	43.289	34.623	154.5	20:09.275
12	1:50.070	32.259	43.050	34.761	154.6	21:59.345
13	1:50.623	32.654	43.260	34.709	153.8	23:49.968
14	1:49.343	31.975	42.967	34.401	155.6	25:39.311
15	1:49.086	31.908	42.776	34.402	156.0	27:28.397
16	1:49.667	32.010	42.985	34.672	155.2	29:18.064
17	1:49.438	31.908	43.038	34.492	155.5	31:07.502

40 **Massimiliano CHERTY** ITA
TEAM GOPRO

1	1:58.212	37.777	44.985	35.450	144.0	1:58.212
2	1:52.297	32.903	44.022	35.372	151.5	3:50.509
3	1:53.688	33.091	44.854	35.743	149.7	5:44.197
4	1:52.296	32.771	44.276	35.249	151.5	7:36.493
5	1:52.795	33.019	44.402	35.374	150.9	9:29.288
6	1:52.658	32.874	44.339	35.445	151.1	11:21.946
7	1:52.835	32.640	44.215	35.980	150.8	13:14.781
8	1:52.573	32.982	44.196	35.395	151.2	15:07.354
9	1:52.431	32.747	44.355	35.329	151.4	16:59.785
10	1:52.634	32.899	44.387	35.348	151.1	18:52.419

43 **Chris COTTON** CAN
JEG RACING KAWASAKI

1	1:59.138	38.896	45.307	34.935	142.8	1:59.138
2	1:51.773	32.533	43.839	35.401	152.2	3:50.911
3	1:51.141	32.573	43.979	34.589	153.1	5:42.052
4	1:51.414	32.636	43.918	34.860	152.7	7:33.466
5	1:51.663	32.823	43.757	35.083	152.4	9:25.129
6	1:52.158	32.963	44.037	35.158	151.7	11:17.287
7	1:51.870	33.177	43.741	34.952	152.1	13:09.157
8	1:52.303	32.888	44.092	35.323	151.5	15:01.460
9	1:51.794	33.012	43.785	34.997	152.2	16:53.254
10	1:52.475	33.261	44.070	35.144	151.3	18:45.729
11	1:52.454	32.995	44.190	35.269	151.3	20:38.183
12	1:52.905	33.238	44.159	35.508	150.7	22:31.088
13	1:52.437	33.065	44.053	35.319	151.3	24:23.525
14	1:53.274	33.235	44.155	35.884	150.2	26:16.799
15	1:54.796	34.132	44.733	35.931	148.2	28:11.595
16	1:53.314	33.304	44.254	35.756	150.2	30:04.909
17	1:53.089	33.186	44.288	35.615	150.5	31:57.998

47 **Angel RODRIGUEZ** SPA
TEAM SUZUKI SPEED RACING SUZUKI

1	1:50.184	34.837	42.082	33.265	154.4	1:50.184
2	1:46.398	31.138	41.945	33.315	159.9	3:36.582
3	1:46.393	31.235	41.820	33.338	159.9	5:22.975
4	1:46.617	31.281	41.916	33.420	159.6	7:09.592
5	1:46.741	31.381	41.841	33.519	159.4	8:56.333
6	1:46.929	31.413	41.856	33.660	159.1	10:43.262
7	1:46.982	31.467	42.014	33.501	159.1	12:30.244
8	1:46.797	31.370	41.859	33.568	159.3	14:17.041
9	1:46.828	31.415	41.928	33.485	159.3	16:03.869
10	1:46.736	31.330	41.862	33.544	159.4	17:50.605
11	1:46.878	31.279	41.995	33.604	159.2	19:37.483
12	1:46.953	31.358	41.992	33.603	159.1	21:24.436
13	1:46.961	31.294	42.078	33.589	159.1	23:11.397
14	1:46.503	31.281	41.668	33.554	159.8	24:57.900
15	1:46.609	31.359	41.707	33.543	159.6	26:44.509
16	1:47.090	31.452	41.927	33.711	158.9	28:31.599
17	1:46.604	31.239	41.823	33.542	159.6	30:18.203

49 **Fabien PARCHARD** FRA
BASOLI COMPETICIO KAWASAKI

1	1:55.550	36.980	44.100	34.470	147.3	1:55.550
2	1:49.565	32.217	42.761	34.587	155.3	3:45.115
3	1:50.006	31.712	43.342	34.952	154.7	5:35.121
4	1:49.407	32.206	42.613	34.588	155.5	7:24.528
5	1:49.469	32.217	42.860	34.392	155.5	9:13.997
6	1:49.960	32.216	43.014	34.730	154.8	11:03.957
7	1:49.355	32.085	42.811	34.459	155.6	12:53.312





SUPERBIKE CEV CATALUNYA RACE

Analysis

■ Personal Best ■ Session Best B Crossing the finish line in pit lane

Lap	Time	Sector 1	Sector 2	Sector 3	Kph	Elapsed
8	1:49.228	31.901	42.751	34.576	155.8	14:42.540
9	1:49.527	31.982	42.819	34.726	155.4	16:32.067
10	1:49.920	32.254	42.895	34.771	154.8	18:21.987
11	1:49.847	32.043	43.057	34.747	154.9	20:11.834
12	1:49.252	31.770	42.802	34.680	155.8	22:01.086
13	1:49.344	31.865	42.751	34.728	155.6	23:50.430
14	1:49.384	31.936	42.841	34.607	155.6	25:39.814
15	1:49.321	31.695	42.853	34.773	155.7	27:29.135
16	1:49.530	31.940	42.640	34.950	155.4	29:18.665

51 Santiago BARRAGAN							SPA
TEAM STRATOS							KAWASAKI
1	1:51.423	35.440	42.363	33.620	152.7	1:51.423	
2	1:47.003	31.448	41.938	33.617	159.0	3:38.426	
3	1:45.923	31.248	41.366	33.309	160.7	5:24.349	
4	1:46.810	31.593	41.909	33.308	159.3	7:11.159	
5	1:45.788	30.997	41.580	33.211	160.9	8:56.947	
6	1:46.361	31.112	41.715	33.534	160.0	10:43.308	
7	1:46.334	31.081	41.892	33.361	160.0	12:29.642	
8	1:46.091	31.164	41.560	33.367	160.4	14:15.733	
9	1:46.384	31.119	41.811	33.454	160.0	16:02.117	
10	1:46.723	31.287	41.871	33.565	159.5	17:48.840	
11	1:46.477	30.972	41.861	33.644	159.8	19:35.317	
12	1:59.665	31.267	54.746	33.652	142.2	21:34.982	
13	1:47.060	31.372	41.928	33.760	159.0	23:22.042	
14	1:47.776	31.504	42.337	33.935	157.9	25:09.818	
15	1:48.388	31.613	42.322	34.453	157.0	26:58.206	
16	1:48.176	31.607	42.167	34.402	157.3	28:46.382	
17	1:47.413	31.355	42.127	33.931	158.4	30:33.795	

58 Michael MØLLER							DEN
H43 TEAM - TMP RACING SPORT							APRILIA
1	1:54.691	36.343	43.807	34.541	148.4	1:54.691	
2	1:50.062	32.011	43.067	34.984	154.6	3:44.753	
3	1:50.729	32.944	43.245	34.540	153.7	5:35.482	
4	1:50.426	32.252	43.579	34.595	154.1	7:25.908	
5	1:50.316	32.320	43.502	34.494	154.3	9:16.224	
6	1:51.926	33.120	43.259	35.547	152.0	11:08.150	
7	1:51.716	32.762	43.873	35.081	152.3	12:59.866	
8	2:09.339B	32.551	47.220	49.568	131.6	15:09.205	

63 Oscar MARTINEZ							SPA
OTIS RACING TEAM							KAWASAKI
1	1:59.046	38.531	45.205	35.310	142.9	1:59.046	
2	1:53.009	33.159	44.648	35.202	150.6	3:52.055	
3	1:53.147	33.152	44.876	35.119	150.4	5:45.202	
4	1:53.176	33.276	44.727	35.173	150.4	7:38.378	
5	1:53.428	33.279	44.748	35.401	150.0	9:31.806	
6	1:53.536	33.366	44.719	35.451	149.9	11:25.342	
7	1:54.235	33.542	45.206	35.487	149.0	13:19.577	
8	1:54.463	33.488	45.312	35.663	148.7	15:14.040	
9	1:54.179	33.545	45.091	35.543	149.0	17:08.219	
10	1:54.273	33.257	45.310	35.706	148.9	19:02.492	
11	2:06.649B	33.554	45.076	48.019	134.4	21:09.141	

64 Raúl MARTÍNEZ							SPA
ALBA RACING MOTOR SPORT							KAWASAKI
1	1:56.724	36.797	45.151	34.776	145.8	1:56.724	
2	1:49.298	32.207	42.755	34.336	155.7	3:46.022	
3	1:50.337	32.971	42.838	34.528	154.2	5:36.359	
4	1:49.713	31.990	43.211	34.512	155.1	7:26.072	
5	1:49.347	31.880	42.984	34.483	155.6	9:15.419	
6	1:49.921	32.115	43.296	34.510	154.8	11:05.340	
7	1:50.433	32.234	43.349	34.850	154.1	12:55.773	
8	1:50.104	32.287	43.087	34.730	154.6	14:45.877	
9	1:49.810	32.158	43.136	34.516	155.0	16:35.687	
10	1:50.127	32.266	43.208	34.653	154.5	18:25.814	
11	1:51.909	33.103	43.785	35.021	152.1	20:17.723	
12	1:52.160	32.598	44.634	34.928	151.7	22:09.883	
13	1:50.897	32.566	43.473	34.858	153.5	24:00.780	
14	1:51.086	32.565	43.624	34.897	153.2	25:51.866	
15	1:52.229	33.392	43.615	35.222	151.6	27:44.095	
16	1:51.943	32.946	43.550	35.447	152.0	29:36.038	
17	1:53.002	32.588	44.408	36.006	150.6	31:29.040	

66 Philippe LE GALLO							FRA
JEG RACING							KAWASAKI
1	2:01.074	39.551	45.738	35.785	140.6	2:01.074	
2	1:53.365	33.043	44.815	35.507	150.1	3:54.439	
3	1:54.161	33.175	45.272	35.714	149.1	5:48.600	
4	1:54.157	33.242	45.159	35.756	149.1	7:42.757	
5	1:54.681	33.199	45.316	36.166	148.4	9:37.438	
6	1:55.901	33.380	46.068	36.453	146.8	11:33.339	
7	1:55.967	33.530	45.960	36.477	146.7	13:29.306	
8	1:56.459	33.731	46.012	36.716	146.1	15:25.765	
9	1:57.629	34.138	46.636	36.855	144.7	17:23.394	
10	1:57.542	34.414	46.410	36.718	144.8	19:20.936	
11	2:01.223	35.834	47.180	38.209	140.4	21:22.159	
12	2:04.598	37.517	50.527	36.554	136.6	23:26.757	
13	1:55.983	33.717	45.917	36.349	146.7	25:22.740	
14	1:58.133	33.630	46.212	38.291	144.1	27:20.873	
15	2:05.170	34.200	51.902	39.068	136.0	29:26.043	
16	2:03.937	34.233	48.351	41.353	137.3	31:29.980	

94 Fran RODRIGUEZ							SPA
TEAM SUZUKI SPEED RACING							SUZUKI
1	1:55.041	36.539	43.927	34.575	147.9	1:55.041	
2	1:49.768	32.424	42.872	34.472	155.0	3:44.809	
3	1:50.160	31.851	43.440	34.869	154.5	5:34.969	
4	1:49.247	31.997	42.779	34.471	155.8	7:24.216	
5	1:49.413	31.886	43.028	34.499	155.5	9:13.629	
6	1:50.282	32.478	43.017	34.787	154.3	11:03.911	
7	1:50.305	32.378	43.214	34.713	154.3	12:54.216	
8	1:49.331	31.934	42.922	34.475	155.6	14:43.547	
9	1:50.296	32.050	43.370	34.876	154.3	16:33.843	
10	1:49.953	32.155	43.079	34.719	154.8	18:23.796	
11	1:52.936	33.451	44.188	35.297	150.7	20:16.732	

99 Mathieu DUMAS							FRA
DUMAS RACING TEAM							KAWASAKI





SUPERBIKE CEV CATALUNYA RACE

Analysis

■ Personal Best ■ Session Best B Crossing the finish line in pit lane

Lap	Time	Sector 1	Sector 2	Sector 3	Kph	Elapsed	Lap	Time	Sector 1	Sector 2	Sector 3	Kph	Elapsed
1	1:56.352	37.023	44.903	34.426	146.3	1:56.352							
2	1:48.852	31.941	42.634	34.277	156.3	3:45.204							
3	1:50.081	32.012	43.312	34.757	154.6	5:35.285							
4	1:49.571	32.290	42.971	34.310	155.3	7:24.856							
5	1:49.376	32.052	43.024	34.300	155.6	9:14.232							
6	1:49.966	32.161	43.112	34.693	154.7	11:04.198							
7	1:50.153	32.345	43.228	34.580	154.5	12:54.351							
8	1:49.468	32.053	43.059	34.356	155.5	14:43.819							
9	1:48.828	31.830	42.762	34.236	156.4	16:32.647							
10	1:49.536	32.128	42.999	34.409	155.4	18:22.183							
11	1:50.125	32.237	43.247	34.641	154.5	20:12.308							
12	1:51.299	32.311	43.940	35.048	152.9	22:03.607							
13	1:52.633	32.628	43.848	36.157	151.1	23:56.240							

